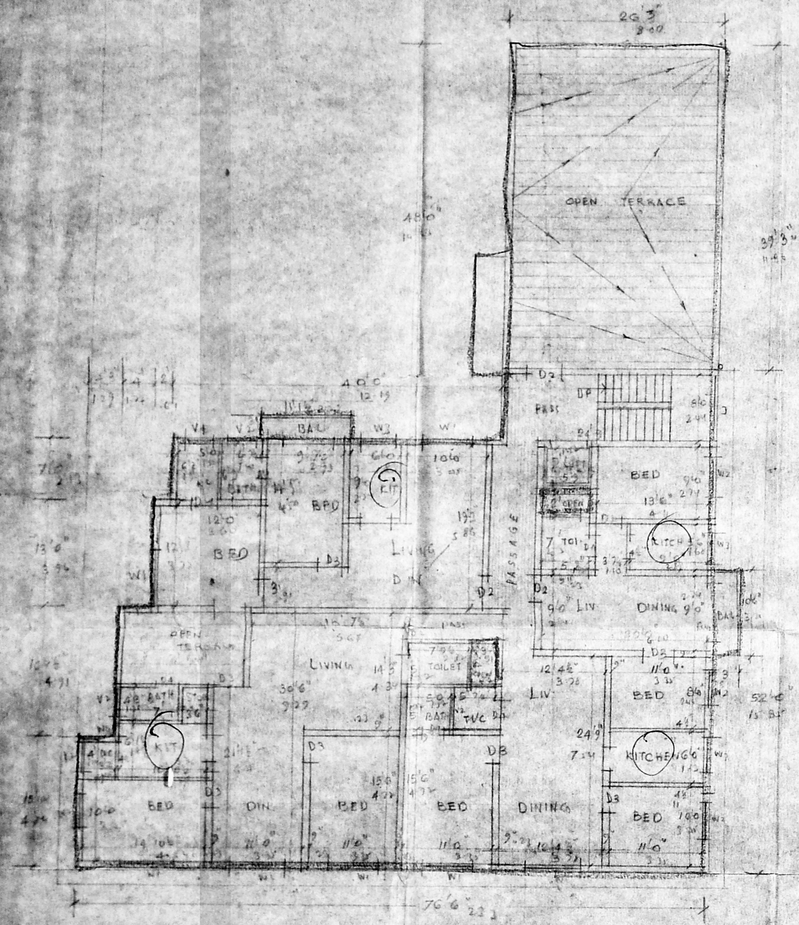

PLAN OF THIRD FLOOR

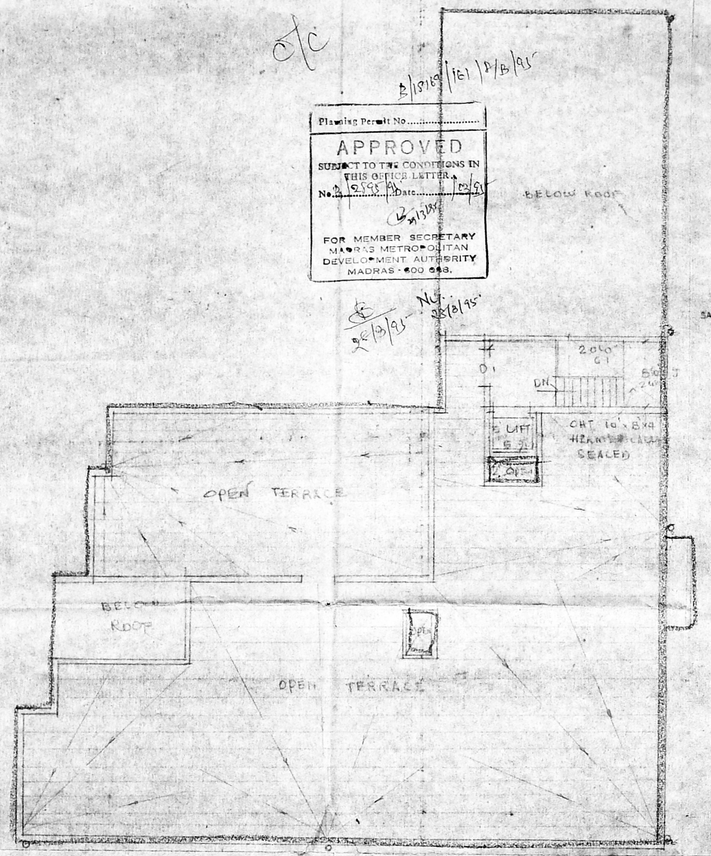

TERRACE PLAN

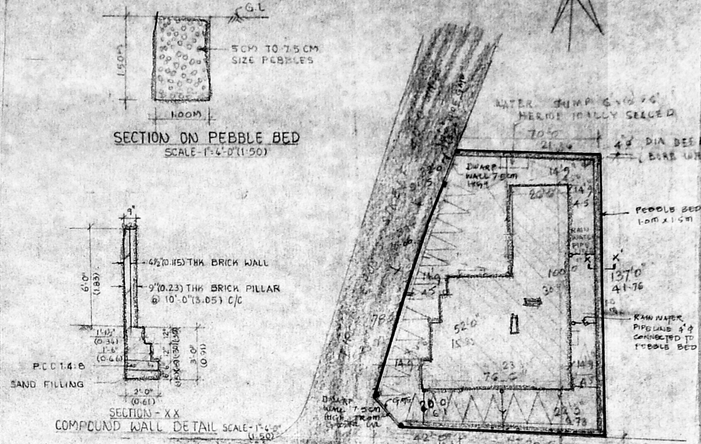

PLAN SHOWING THE PROPOSED DWELLING FLATS AT DOOR Nº 39 & 40 FIRST MAIN ROAD JUNCTION OF FIRST CROSS ROAD. ADYAR. S.No 48 OF URUR VILLAGE. DIVISION. SCALE 1:80 (1:100)
SHEET Nº 2/2

N. S. Radhakrishnan
OWNER.

S. SOMADEVA
L. SURVEYOR.

MMDA BYPN
G.No
Appl. B/28981/95
Scrutiny Part I 28/8/95
Part II
DP

SPECIFICATION:

FOUNDATION WITH R.C.C RAFT WALLS IN CC 1:2:4 SUPERSTRUCTURE WITH R.C.C COL 1:2:4 & A.C.P. BRICK WORK IN CM 1:6 TIE BEAM, LINTEL, BEAM, SUNSHADE AND ROOF SLAB IN RCC 1:2:4 FLOORING WITH MOSAIC TILES & EASTERING WITH CM 1:4, 12 mm THICK TOP. CEILING AND WALLS PLASTERING COURSE WITH BRICK SELLY IN LM 1:2:5 & FINISHED WITH FLAT TILES.

JOINERY

R.S	ROLLING SHUTTER	6'0"x7'0" (1.82x2.13)
F.D	FRENCH DOOR	6'0"x7'0" (1.82x2.13)
D1	DOOR	4'0"x7'0" (1.22x2.13)
D2	"	3'0"x7'0" (0.91x2.13)
D3	"	2'6"x7'0" (0.76x2.13)
D4	"	2'6"x7'0" (0.76x2.13)
W1	WINDOW	6'0"x4'6" (1.82x1.37)
W2	"	4'0"x4'6" (1.22x1.37)
W3	"	4'0"x3'6" (1.22x1.07)
W4	"	1'6"x4'6" (0.45x1.37)
V1	VENTILATOR	4'0"x1'6" (1.22x0.45)
V2	"	3'0"x2'6" (0.91x0.76)
J	RCC TALL	6'0"x7'0"x9" (1.82x2.13x0.23)

PLINTH AREA

FLOOR AREA (Excluding Lift, Lift Well, Staircase & Balcony)

GROUND FLOOR	4389 Sft
FIRST FLOOR	5074
SECOND FLOOR	5074
THIRD FLOOR	3610
TOTAL	18147 Sft

COLOUR INDEX
PROPOSED
BOUNDARY WALL
ROAD

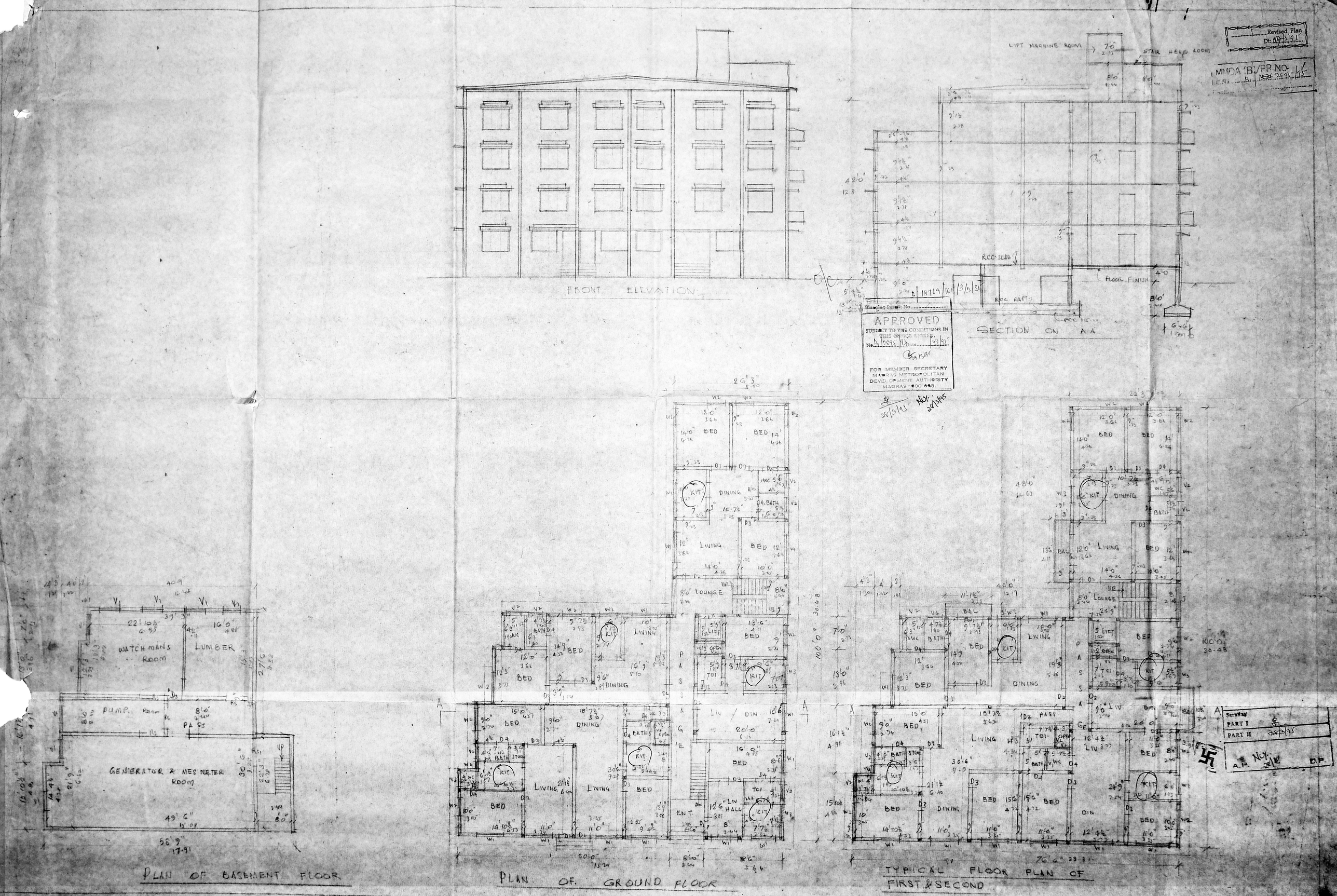

PLAN SHOWING THE PROPOSED DWELLING FLATS AT DOOR No 39 & 40 FIRST MAIN ROAD JUNCTION OF FIRST CROSS ROAD ADAYAR S No 48 OF URUR VILLAGE CORP DIVISION.

SCALE 1" 8'0" (1:100)

SHEET No 1/2

N. S. Reetha Krishnan
OWNER

L. SURVEYOR